

MOZ NEWSLETTER

An update on the Magnorail System by MagnorailOz

Issue #13 updates the past three months of Magnorail activity, exhibitions and new layouts.

However if you wish to unsubscribe from this Newsletter please click [here](#) to opt out.

Welcome to the March 2023 MagnorailOz (MOZ) Newsletter.

2023 got off and running with January seeing us displaying at the Warrnambool Model Railway Exhibition and then a week later at the huge Lego BRICKVENTION 2023 at the Melbourne Exhibition Centre.

In February I celebrated my 70th Birthday with friends and family at Grampian Model Railroaders club rooms. It was a blast, with club members operating several of their layouts for guests. For some it was the closest they have ever been to a model train layout!



the

the

One of the highlights was when everyone hearing the cry "TRAIN COMING" went out on the platform and waved as the freight train from Western Australia thundered through. The driver reciprocated to the waves with resounding blasts of his horns and a wave as he shot past us, getting up speed to get through the Stawell cutting.

I recommend that clubs have special events in their clubrooms if they have the facilities to penetrate into the community that would not normally come in to the clubrooms. Even just an afternoon tea or supper for the seniors groups or Rotary, Lions, Apex, Probus etc to get them in the door and have a competent person give a presentation on the hobby, you never know what new members are in the shadows just looking for an opportunity to have a look at the hobby.

March saw us at the huge Sandown Hobby and Craft show over three days. What a tremendous job of coordination by Brian Comport and his team - Well done Brian!

The MagnorailOz team that supports us at shows comprises my two sons Adam and Kent as well as their cousin Geoffrey and occasionally grandsons Noah and Toby, our friend Robert and not forgetting my #1 supporter, organiser, layout cleaner, cashier



Visit our channel at [klatchco56](#) for

300+ videos featuring the Magnorail System

Selected dealers, sell the Magnorail system in Europe, Australia & USA. Go to our our online [shop](#) and website for prices.

www.magnorailoz.com.au



Follow us on Facebook and Instagram

and salesperson - my wife Lois. I would be lost without them as they all bring skills to the events we attend and between then we usually have enough people to keep the layouts in order and answer the multitude of questions that people ask having just seen MAGNORAIL for the first time.

Thank you to everyone who has subscribed to our YouTube Channel over the last quarter. <https://www.youtube.com/c/klatchco56> - You may have been one of the 30,500 views we had last quarter that showcased the 300 plus Magnorail videos on the channel!

If you have a Magnorail layout of your own that you would like featured on the channel, I am more than happy to produce a video for you. Drop me an email and we can discuss what is needed to make this happen. If you are starting your layout begin by taking photos of the process in landscape mode and movies of the process in landscape mode as well. Don't worry if you have already done movies on your phone in portrait mode as I can do some magic and get them to fit the wide screen format that suits YouTube.

I do apologise for the lack of new videos from MagnorailOz this year. It seems like one thing after another has stopped me from sitting down for a few days to edit all the footage kicking around.

Hopefully in the next few months you will see videos of the following so please subscribe and hit the bell button so you get notified when a new video is loaded up.

- Tutorial - Magnets or sliders. This video will look at the pros and cons of replacing sliders with magnets directly attached to the front axles of vehicle.
- An extra video of the N scale modular layout Twin Peaks by Chris Edwards and his upgrading of the Magnorail ski area plus we now have permission to show you Chris' mate Tony's section of the second module that they link together for exhibitions.
- A Q & A video on some of the questions I regularly get asked about the Magnorail System and possible solutions.
- What can it do? A video summary of snippets of videos of Magnorail installations across the world
- An update on our nonagenarian Barry from NSW's layout with yet another Magnorail installation on his N scale layout
- Videos of Brickvention 2023, Sandown Model Railroad and Hobby Show
- If you have a particular Magnorail subject that you would like expanded on - drop us an email admin@magnorailoz.com.au



If you are one of the thousands that watch the videos to learn techniques and ideas but haven't subscribed, then PLEASE DO SUBSCRIBE.

1. Give a THUMBS UP to say that you liked the video
2. Write in the COMMENTS SECTION about the video or enter a query if you want to know more about a particular topic covered in the video.
3. Please WATCH THE ADVERTISEMENTS as that really does help the sustainability of the channel. We do not make huge amounts from advertising but the little bit it does generate, definitely helps and motivates.

UPDATES FROM MAGNORAIL EUROPE



Thierry from Magnorail has supplied an update on a new refreshed tandem bicycle which will be on sale April/May and being previewed at the big toy and hobby fair at Dortmund Germany.

It looks good with a different bike frame and fresher summer colours.




Thierry advised that there will be a remake of the packaging for all the bicycles, so there is that to look forward too as well.

Finally Thierry and Francois have been working on a new display module for Dortmund.



MagnorailOz is also in the process of building a new demonstration layout to show the new basic set off, with the reduced circumference of 95cm which includes the 15cm motor housing and track component.



EXHIBITIONS ATTENDED FOR MARCH QUARTER

WARRNAMBOOL 2023

The Warrnambool exhibition saw a lot of families through the door on both days which Mick and his mates would have liked. The traders were a little quieter than expected with fewer hobbyists in the crowds. As per usual the club looked after exhibitors during the day and hosted with the evening meal and swindle at the RSL club. A great time for catching up with everyone.

LEGO Brickvention 2023 held at the Royal Exhibition Centre in Carlton (Melbourne) 21st and 22nd January 2023.

This was the second Brickvention we have attended and it was a very busy time with thousands of visitors and hundreds of exhibitors. We were only displaying the Magnorail *Moves Lego* layout and could not sell anything. We were however able to hand out our pamphlets though.

The newly introduced Lego train travelling around the circumference of the layout was a hit, as we let kids actually drive it - Three runs around the loop and stop at the station!

Only one major mishap when a kid knocked the engine off the track and it disintegrated into a hundred pieces but unlike model trains it all just clicks back together again, thanks to nephew Geoff whose Lego building skills are a lot better than mine!



We are reviewing the use of the Lego layout as it has not produced the sales that we were expecting. Everyone raves about seeing their old and new Lego zipping around the tracks and the Lego boats cruising the waters but it just doesn't seem to have caught on. The new Lego City Road also may be a problem as it is a lot thicker than the original baseboards, and may hinder the track and vehicle magnets connectivity.

We have had fun with the Lego LED's as sold by  <https://glowbricks.com.au/> The tow truck and



emergency signs really attract people to the layout. Also had a bit of fun installing lights on the repair crews Cherry Picker and porto-loo. Normally this is a static display vehicle but I ran a thin wire from the unit to the back magnet of the train so it looks as though it is trailing the train. The battery for the lights is inside the porto-loo and can be controlled with separate flashing sequences all run on a watch



battery which comes with click and play ends so no need for soldering which suits me perfectly.

Highly recommend these units as they come with click and play connections that can run off a USB plug or battery boxes - You can buy wired LED's in a range of colours and flashing or not, well worth a trial on non Lego features in Model Railways for those of you that are not electronically minded like me and can't solder fine wires for nuts!

SANDOWN MODEL TRAIN, CRAFT AND HOBBY SHOW



Great venue and a busy three day event. Got off to a slow start with the battery on our car totally dead and nearly 3hrs delay in getting a replacement after the road side service didn't have our brand battery available. Ended up arriving 15 minutes before the exhibition centre were closing for the day, which meant no setting up so it was an early start on the Saturday morning getting to the venue by 7.30am to start setting up. We made it in time for the 10am opening.

Big thanks to the organisers for their assistance. A very well run event with a good site, good food and plenty of attendees. Saturday was really busy, Sunday quieter and Monday was reasonable but slow sales wise. Also with the support from Son Kent and Nephew Geoff again along with our mate Robert, we were able to keep things moving and do sales and enquiries. I think it was nearly 2pm on Saturday before we had time to stop for a snack and a cuppa!


Magnorail @ Crater Lake performed well with the water skiers and sail boards going all day and the bikes and cars kept up the show as well. People are still fascinated by the bicycles and will be watching them and then all of a sudden they will see them actually pedalling, then they are blown away. The bicycles really are magical in their operation.

Regrettably the HOe railway that circumnavigates the layout came unstuck, with the extension we add-on to the back of the layout enabling train switching behind the scenes, got a piece of rail caught when unpacking and ripped an entire length from the sleepers so no trains at the train show - disappointing but that's life in the hobby.

The LEGO layout caused a bit of angst, with the train having problem staying connected to the bluetooth controller and batteries running out. Probably spent too much time fiddling with something that was not really important, but thanks to Geoff and his Lego skills we patched up the train and got it going again. I am sure a lot of you hobbyists have done the same thing working on a small problem all day when you should have just left it alone in the first place! The rest of the Lego Magnorail layout, once warmed up kept working, with the lesson that you don't overload the system. As much as I like to have a lot of action, my dear wife keeps me in line by saying that one or two vehicles, boats and bicycles each on their own track is enough! You don't have to have the whole fleet of vehicles on display at one time.



It was great to catch up with some customers old and new. Maurice from Reservoir was one of my early customers some five years ago and keeps adding any new bicycles that come on sale. He made an investment in several of our HO wildlife animals so there could be a wildlife park or zoo in offering for his layout. The Animals were sold out after the first day as they are fine detailed and very realistic poses.



https://www.magnorailoz.com.au/store/c19/HO_Scale_Animals.html

Thankfully we have now restocked and have all the animals available.

It was nice meeting Brian Page creator and builder of *Pagies Station* layout as seen on our YouTube Channel <https://youtube.com/playlist?list=PLdP2sBMWFOh0zpP2cGy1w0G3NYsbpGv4q> A really nice guy who just loves creating magic on his N scale layout to entertain his grandchildren (and himself). Brian's quarry and his race track were both integrated into his existing layout which shows that with a bit of creative thinking too can add extra movement in that dead part of any layout.

Whilst some hobbyists are into the fine detail work, others like Brian and myself see the entertainment factor just as important as to whether the right amount of rivets are on a train boiler or the cars and people are the exact scale - If it entertains - it is right for us.



UPCOMING EVENTS TO PUT IN YOUR CALENDAR

Regretfully we have had to pull out of a couple of exhibitions including the Warragul Show and Diamond creek at Easter BUT we are travelling to Sydney in May for the huge Epping Exhibition. Quite a journey towing a trailer with layouts and stock, but we will break it into two days travel before and after, which means our web shop will be closed for a week from May 5th to 13th.

We look forward to seeing some of our customers and YouTube channel viewers from NSW in May.

